



ELEVATIONS



CRAFTSMAN



MEDITERRANEAN



TRADITIONAL

THE BRIDGET



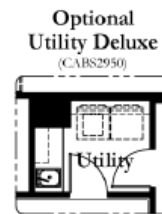
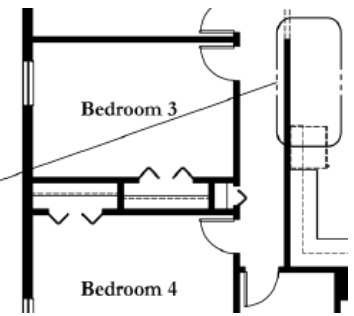
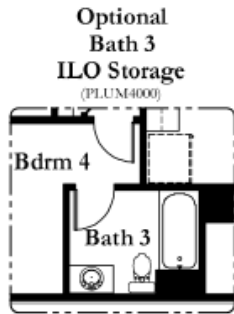
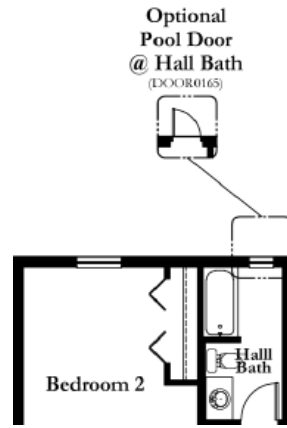
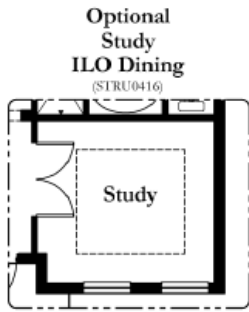
2,895 TOTAL SQ. FT. ♦ 4 BEDROOM, 2 BATH, 3-CAR GARAGE



Elevation rendering and floor plan represent a Vintage Estate Homes model home. Model homes may include various upgraded elevations, finishes, and other features that do not come standard. Please consult with your sales representative for information on standard versus upgraded home features. Floor plans and elevations are artist's concepts and may vary in precise detail from the plans and specifications. Vintage Estate Homes reserves the right to change prices, plans, features, dimensions and specifications without notice. Subject to errors, omissions, deletions and availability. CGC036043

THE BRIDGET

OPTIONS



2,895 TOTAL SQ. FT. ♦ 4 BEDROOM, 2 BATH, 3-CAR GARAGE



Elevation rendering and floor plan represent a Vintage Estate Homes model home. Model homes may include various upgraded elevations, finishes, and other features that do not come standard. Please consult with your sales representative for information on standard versus upgraded home features. Floor plans and elevations are artist's concepts and may vary in precise detail from the plans and specifications. Vintage Estate Homes reserves the right to change prices, plans, features, dimensions and specifications without notice. Subject to errors, omissions, deletions and availability. CGC036043